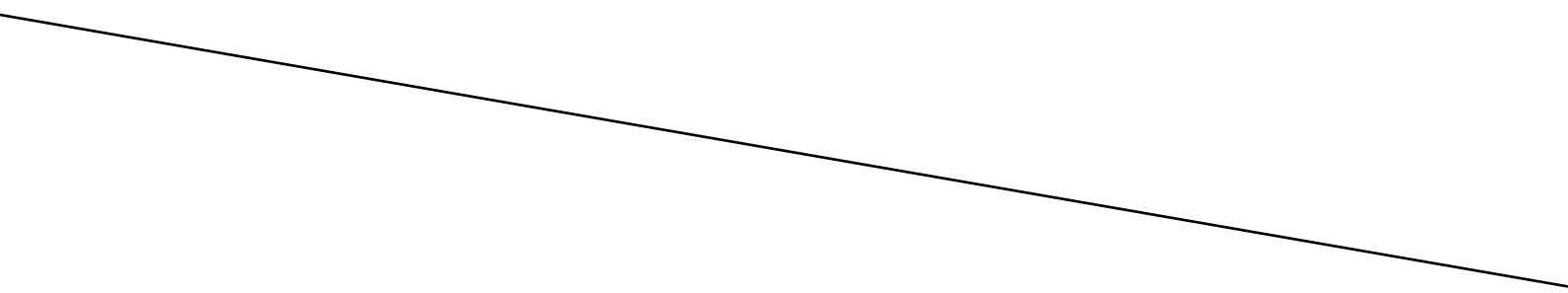


Copyright is owned by the Author of the thesis. Permission is given for a copy to be downloaded by an individual for the purpose of research and private study only. The thesis may not be reproduced elsewhere without the permission of the Author.



C A P T U R I N


L O F T



Capturing Loft: Adding value to New Zealand wool  
bedding products through textile design innovation

An Exegesis in Partial Fulfilment towards a Master  
of Design

By Kelly Rimkeit Olatunji  
Massey University



## // ABSTRACT

This design-led research project was developed in collaboration with the Christchurch-based bedding manufacturing firm FibreTech New Zealand Limited. It explored the potential of an innovative wool-fill product developed by FibreTech. This new wool-fill maximises loft and bulk, both key factors for warmth and comfort in bedding. Loft is an active, three-dimensional feature of bedding, controlled through processes of compression and release. Retaining and managing loft was vital.

The designer provided a holistic approach, using a textile design perspective to explore functionality and aesthetics in relation to the structure of the fill and outer membrane layers of bedding products. Through material sampling the project assessed how FibreTech's new wool product could be layered and bonded with other textiles. The technical processes of needle punching, fusing and stitch bonding were used to explore the loft

Using the existing manufacturing process of digital quilting, stitch paths were redesigned to create an innovative range of bedding products for use over and under the body. The resulting textiles revealed a departure from classic bedding construction, with a new focus on controlling the stitch line through computer-aided design (CAD) technology. This hard-edged stitch line was a digital imposition that contrasted with the organic nature of soft, lofted materials. This visual and haptic tension was identified as key design interplay for both overbody and underbody approaches. Strategies were created towards lightweight overbody bedding and engineered shaping of underbody bedding. These new digital quilting strategies captured loft in distinctly different, yet functional ways.

This project provides evidence that a textile designer can be a key contributor in the manufacturing industry, along with other disciplines such as science and engineering to add value to





**Kelly Rimkeit Olatunji**

06005535

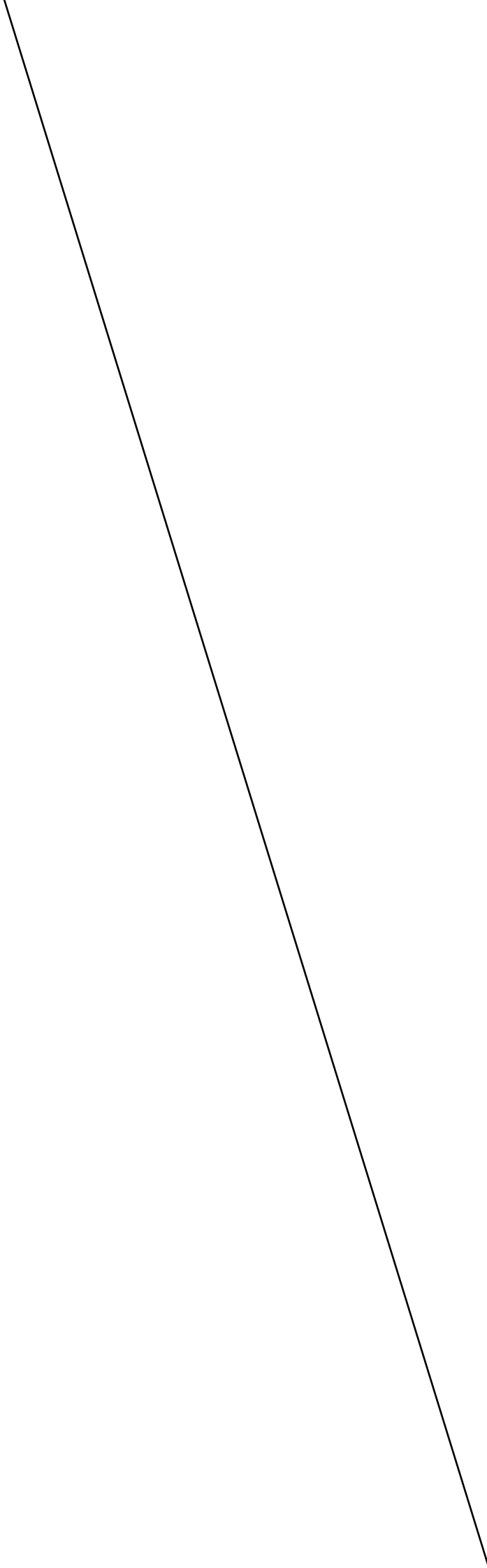
Supervisors: Dr Sandra Heffernan and Dr Jessica Payne

Industry Supervisor: Peter Sheldon, Executive Director, FibreTech NZ Ltd.

Callaghan Innovation Fellow 2013–2014

This exegesis is embargoed until March 1st 2016  
due to commercial sensitivity (see Appendix 1)





## // ACKNOWLEDGEMENTS

I wish to thank my supervisors Sandy Heffernan and Jess Payne for support and mentoring throughout this project; Industry mentor Peter Sheldon for your enthusiasm and collaborative support; Jack Grigg for your co-operation and generous sharing of knowledge; FibreTech staff Sharon, Jean and Diane for your encouragement when on the busy factory floor; Janet Webster for expertise in textile science; Julieanna Preston for being a keen listener and finally, Ewan, Mum and the 2013/2014 Masters of Design cohort for patience, laughs and a listening ear.

Callaghan Innovation/MBIE has provided funding for this project.

Thank you.



# // TABLE OF CONTENTS

1	<b>Introduction</b>
2	Context
4	Research questions
6	Design method
9	<b>Design research</b>
10	Wool for bedding
12	Bedding market and manufacturing
14	Bedding as sandwich-structured textiles
17	Patent review
18	Sampling journey
22	Stage 1: Low-tech experimentation
24	Introduction of wool knop wadding and outer membrane materials
25	Findings through low-tech sampling
28	Stage 2: Computer-aided design (CAD) controlled quilting samples
30	Designing for digital quilting
34	Findings from sample 1 to 9
41	Reinterpreting the quilting process into pattern
44	Stage 3: Building blocks
46	Overbody design
50	Underbody design
54	Research and development contribution
56	Speculative outer fabric selection
60	Quilting and compression
62	Adding colour
65	Pattern and form

